


**UNIQUE ARCHITECTURAL  
TREATMENT**

**PRECISE COLOR RANGE**

**EASY CONTROL THROUGH  
VIDEO**

**PERMANENT OR  
TEMPORARY  
INSTALLATION**



Energize ordinary spaces—walls, ceilings, even floors—with Versa<sup>®</sup> TILE. This innovative LED video product provides a unique sensory experience in any environment, from subtle and ambient to intense and invigorating.


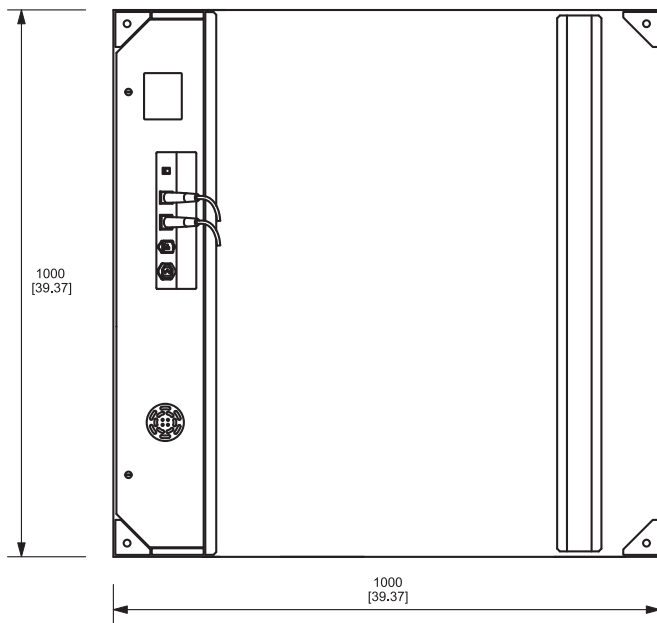
Each TILE contains a series of 85 by 85 millimeter pixels which consist of light guides edge-lit by LEDs. These color-calibrated pixels give an ultra-smooth color consistency across the entire surface of the tile. Proven LED video technology results in a broad spectrum of precise colors from subtle to saturated.

Create content using any graphics software and manage the display using Element Labs' proven video control systems.

Versa TILE is currently available in two versions to suit both temporary applications and permanent installations. Both the staging panel and the architectural panel are available as 0.5 meter by 0.5 meter (25 tiles) and as 1 meter by 1 meter (100 tiles). Versa TILE is frequently used on television and film sets, in architectural settings, and on concert and event stages.



# Versa<sup>®</sup>TILE



Shown: 10 x 10 architectural panel

## Specifications

|             |  |                                |                     |
|-------------|--|--------------------------------|---------------------|
| Resolution  | 100 mm pixel pitch                                 |                                |                     |
| Colors      | Over 1 billion (30-bit)                            |                                |                     |
| Output      | 700 nits (cd/m <sup>2</sup> ), 450 nits calibrated |                                |                     |
| Bezel shape | Round or square                                    |                                |                     |
| Control     | Versa DRIVE C1 or Versa DRIVE D2                   |                                |                     |
| Power input | 100-240 VAC 50/60 Hz                               |                                |                     |
| Pixels      | 5 x 5 (25 tiles)                                   | 10 x 10 (100 tiles)            |                     |
| Power       | 30 watts @ 5 x 5                                   | 120 watts @ 10 x 10            |                     |
| Dimensions  | Length   | 500.0 mm (19.68 in.)           | 1.0 m (39.37 in.)   |
|             | Width  | 500.0 mm (19.68 in.)           | 1.0 m (39.37 in.)   |
|             | Depth  | 100.0 mm (3.94 in.)            | 100.0 mm (3.94 in.) |
| Weight      | 13.6 kg (30.00 lbs.) @ 5 x 5                       | 38.5 kg (85.00 lbs.) @ 10 x 10 |                     |

North America  
+1 512 491 9111

London  
+44 20 7749 0611

Germany  
+49 5331 905660

www.elementlabs.com  
info@elementlabs.com